

## A NEW WAY FORWARD FOR WOMEN'S HEALTH

UroCure was founded with one goal: to design medical device solutions tailored to address the needs of women and their surgeons.

Our comprehensive portfolio of sling systems—designed to address stress urinary incontinence (SUI) in women—introduces the next generation of devices patterned after the industry standard-bearer, AMS. Each of our products is the result of listening carefully to surgeons, considering the needs of women and designing solutions to deliver the highest quality patient outcomes.

Our sling systems are offered in three configurations to accommodate the surgeon's preferred technique—bottom-up, top-down, or outside-in. Each of our handle-needle designs are noted for their ergonomic design and are optimized for their intended surgical technique. All of our systems incorporate UroCure's best-in-class laser-cut **sling with integrated stabilizing suture**. This patented innovation helps our sling retain its shape and prevent deformation during placement, tensioning, and sheath removal.

Patient outcomes are critical to our design process: What was her surgical experience? What was her outcome? What can we improve? That is why we are the first sling company to (1) impanel a Quality and Safety Oversight Committee to provide guidance on our commercial path forward, (2) to provide a patient device card with each sling and (3) to offer a means of instantaneous feedback from the OR-to-company via QR code on our product packaging. From start to finish, we are a user-centered company. That is why UroCure sits on the leading edge of women's health.



UroCure slings are distributed exclusively by LiNA Medical USA.

For Customer Service, please call (855) 546-2633 or email [info@linamed.com](mailto:info@linamed.com).

### Ordering Information:

PART NUMBER:	PRODUCT:	UOM*:
A-TV-1001	UROCURE ArcTV TRANSVAGINAL SLING SYSTEM	INCLUDES ONE (1) ArcTV SLING SYSTEM
A-SP-1001	UROCURE ArcSP SUPRAPUBIC SLING SYSTEM	INCLUDES ONE (1) ArcSP SLING SYSTEM
A-TO-1001	UROCURE ArcTO TRANSOBTURATOR SLING SYSTEM	INCLUDES ONE (1) ArcTO SLING SYSTEM

\* Product can only be ordered and shipped in quantities of two

CAUTION: US Federal law restricts this device to sale by or on the order of a physician. This device is intended for use only by physicians with adequate training and experience in the use of polypropylene slings for stress urinary incontinence.

The following adverse events have been reported due to polypropylene mid-urethral sling placement, but are not limited to: Complete failure of the procedure, including worsening of incontinence; partial failure resulting in mild to moderate incontinence; de novo, persistent or worsening overactive bladder and/or detrusor overactivity symptoms, with or without urge incontinence; temporary or permanent lower urinary tract obstruction and retention; tissue responses to the sling implant include; erosion, exposure, extrusion of the mesh through the vaginal or urethral mucosa, bladder wall or other surrounding tissue and/or other organs; scarring / scar contracture / mesh contracture / tissue contraction of vagina or surrounding tissues; device migration; fistula formation and inflammation; dehiscence of vaginal incision; vaginal discharge; an acute or chronic foreign body inflammatory response or infection, which may result in systemic symptoms, pain, damage to adjacent structures, scarring and adhesion; local irritation at the wound site and/or a foreign body response, like all foreign bodies, the polypropylene sling may potentiate an existing infection; allergic reaction to the polypropylene sling; edema and erythema at the wound site; infection (superficial, abscess, systemic sepsis); bleeding (routine surgical, hematoma, hemorrhage); bruising, bleeding, hematoma formation (vaginal, retropubic, abdominal, or thigh); perforation or laceration of vessels, nerves, bladder, urethra or bowel; pain (local or regional) that may be acute or chronic; pain, ongoing pain (pelvic, bladder, vaginal, groin, thigh, suprapubic, dyspareunia, with voiding); severe chronic pain; vaginal shortening or stenosis, which may result in dyspareunia and/or sexual dysfunction; loss of sexual function, temporary or permanent, secondary to pain and/or mesh contracture, tissue contracture or scarring; including inability to have intercourse which may not resolve; pain or discomfort to the patient's partner during intercourse caused by exposed mesh. If an adverse event from this procedure occurs, report it to UroCure and begin treatment per standard practice. The occurrence of adverse events from this procedure may require additional surgical interventions, including removal of the entire sling. The adverse events may persist as a permanent condition after the surgical intervention(s) or treatment(s). Removal of a portion of or the entire sling and/or attempts to correct the sling or procedure related adverse events may involve multiple surgeries. Complete removal of sling may not be possible and additional surgeries may not always fully correct the adverse events and/or associated symptoms. These additional surgeries are associated with their own unique adverse events.

For further information on indications, contraindications, warnings and precautions, and adverse events refer to the product instructions for use at [www.urocure.com/ifu](http://www.urocure.com/ifu).

**UroCure**  
ADVANCING WOMEN'S HEALTH

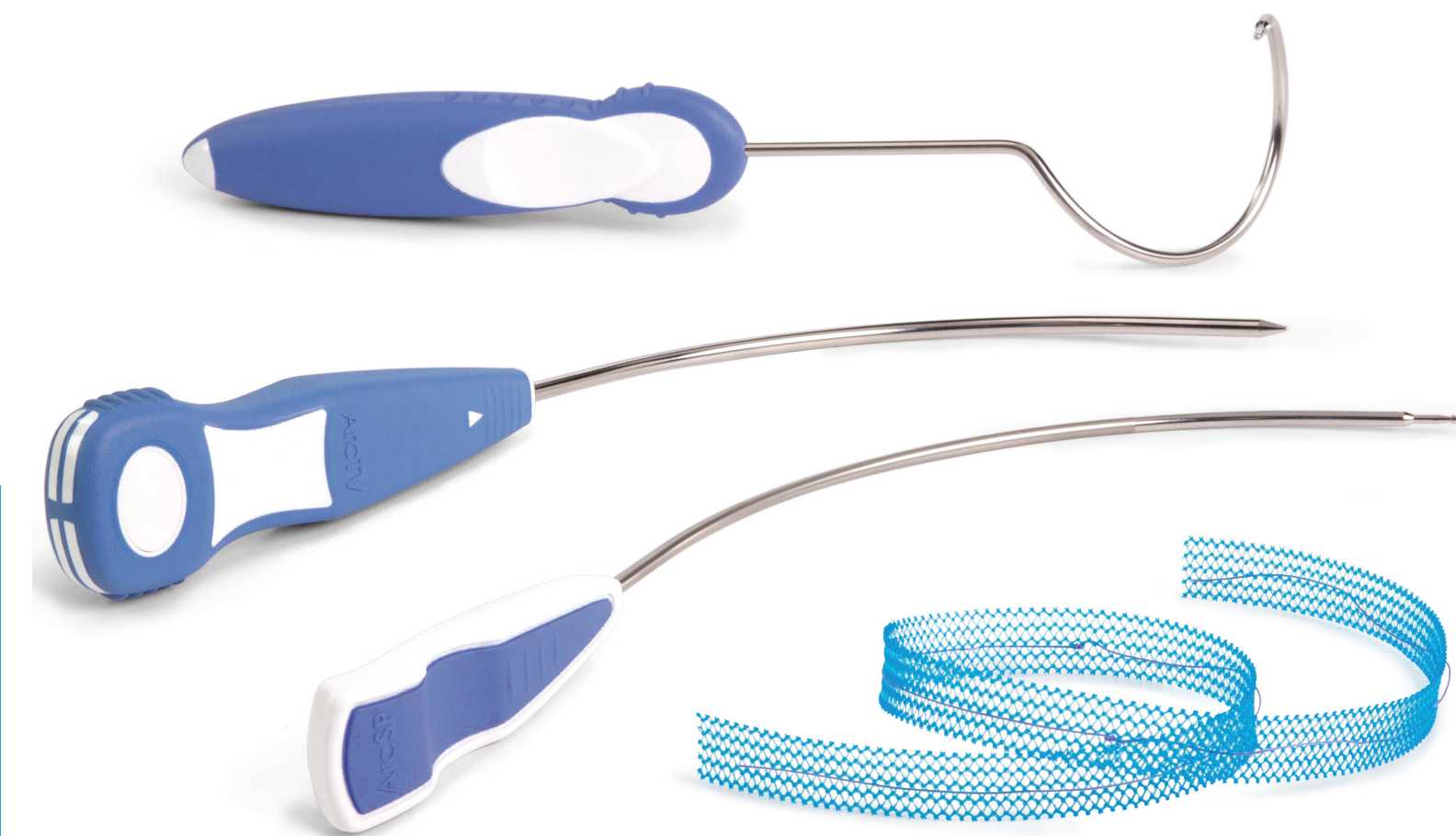
701 N 3rd St, Suite 110 | Minneapolis, MN 55401 | [www.urocure.com](http://www.urocure.com)

© 2022 UroCure LLC. All rights reserved. UroCure, ArcTV, Equi-Cut and its other trademarks, logos and slogans are the intellectual property of UroCure, LLC, and may not be used without permission. | LBL-1001-001 Rev D | SEPT 2022

# UroCure

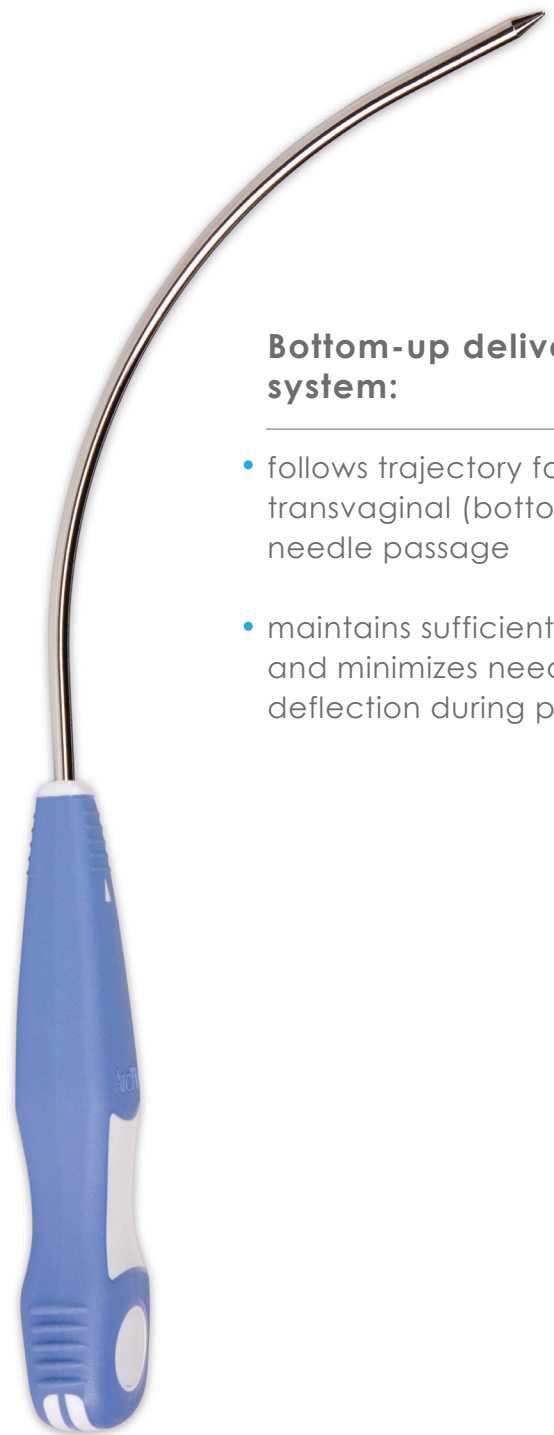
ADVANCING WOMEN'S HEALTH

A PORTFOLIO OF LEADING-EDGE SLING SOLUTIONS



# ArcTV

## TRANSVAGINAL SLING SYSTEM



### Bottom-up delivery system:

- follows trajectory for transvaginal (bottom-up) needle passage
- maintains sufficient rigidity and minimizes needle deflection during passage

# ArcTO

## TRANSOBTURATOR SLING SYSTEM

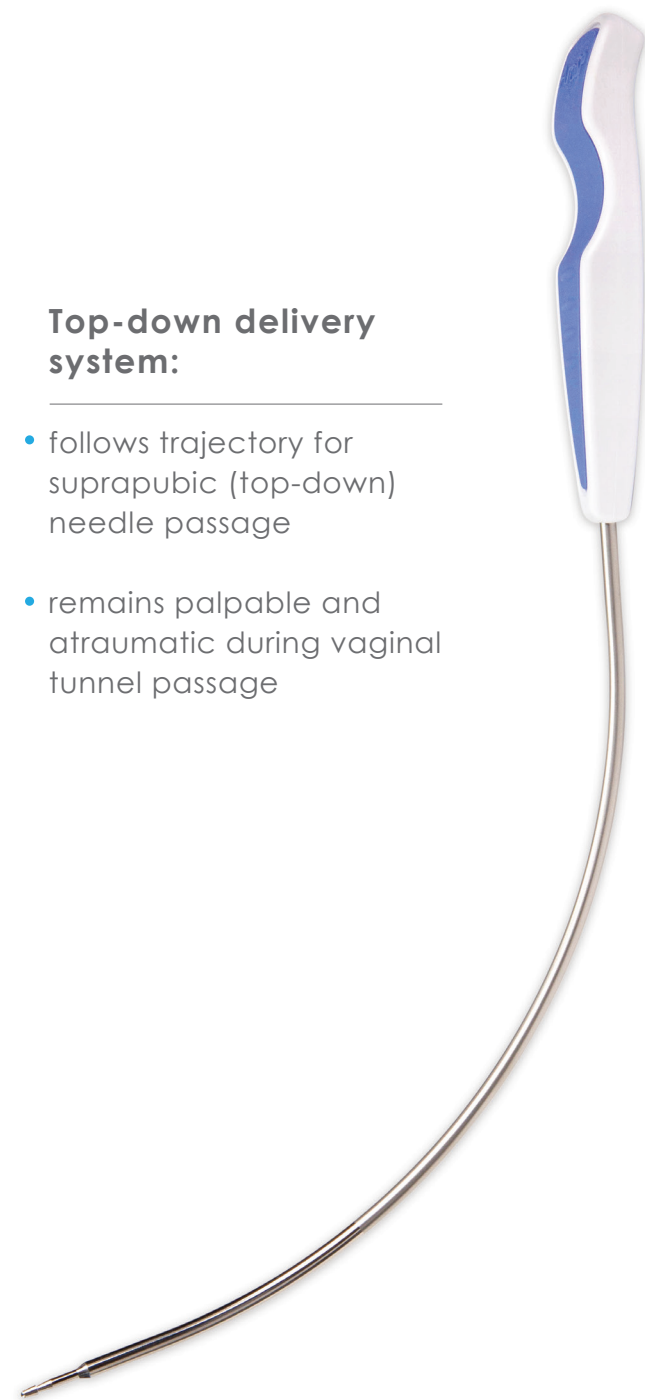


### Outside-in delivery system:

- follows trajectory for transobturator (outside-in) needle passage
- with unique helical needle, allows single, continuous handle rotation during needle passage until vaginal incision is reached.

# ArcSP

## SUPRAPUBIC SLING SYSTEM

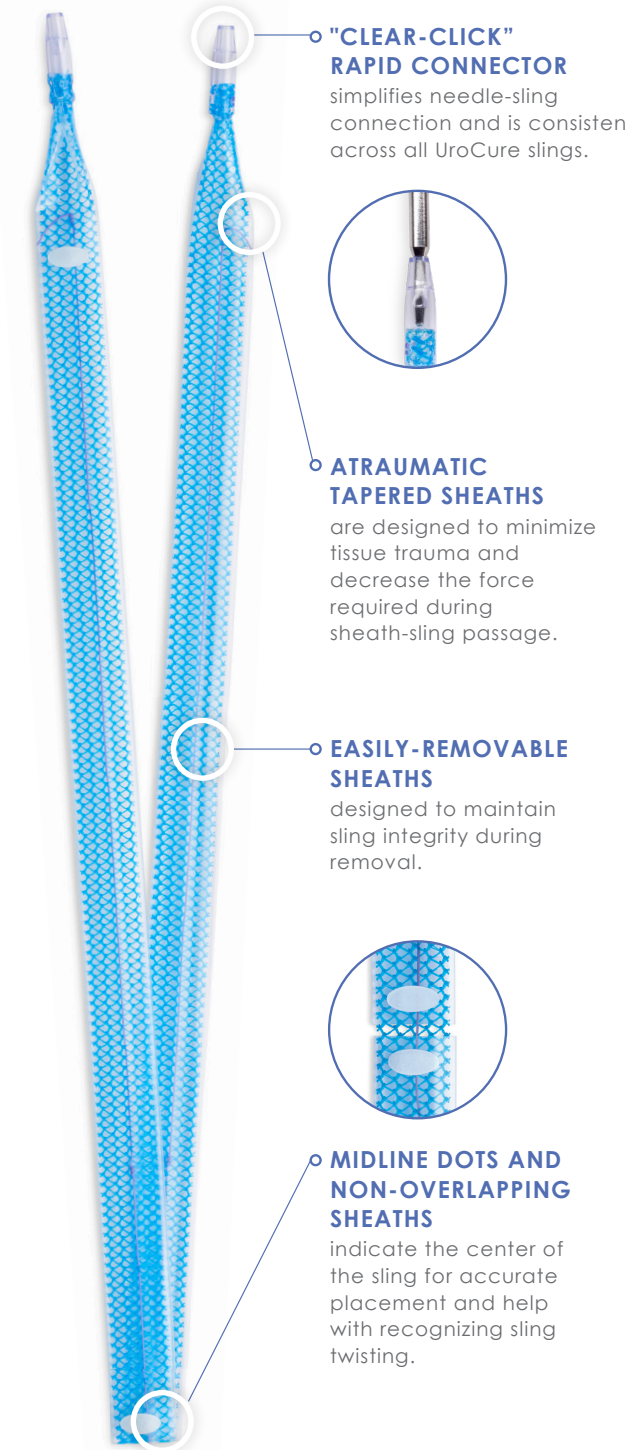


### Top-down delivery system:

- follows trajectory for suprapubic (top-down) needle passage
- remains palpable and atraumatic during vaginal tunnel passage

## PATENTED SLING WITH STABILIZING SUTURE

Each of our sling systems incorporates UroCure's patented sling with stabilizing suture. Here is why this sling works seamlessly with each of our three needle designs:




**"CLEAR-CLICK" RAPID CONNECTOR** simplifies needle-sling connection and is consistent across all UroCure slings.

**ATRAUMATIC TAPERED SHEATHS** are designed to minimize tissue trauma and decrease the force required during sheath-sling passage.


**EASILY-REMOVABLE SHEATHS** designed to maintain sling integrity during removal.

**MIDLINE DOTS AND NON-OVERLAPPING SHEATHS** indicate the center of the sling for accurate placement and help with recognizing sling twisting.

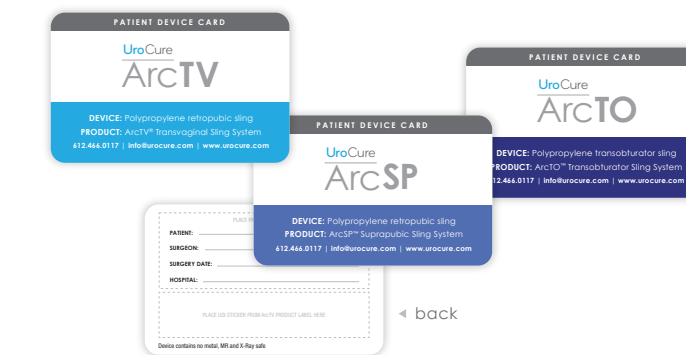
Our patented absorbable stabilizing suture was developed in collaboration with leading surgeons and is unique to all UroCure slings. Secured by strategically-placed knots, the suture helps the sling retain its shape—preventing deformation and pore collapse during placement, tensioning, and sheath removal.



The photos below show how a 7N force, applied to the sling outside the knots, affects the pore integrity of the sling. With the stabilizing suture, the sling experiences minimal stretch and maintains its open pore design. Without the stabilizing suture, the sling experiences severe stretch and pore collapse.



## KNOW YOUR IMPLANT—A PATIENT DEVICE CARD



UroCure is the first sling company to include a patient device card with each sling. Patients receive this card during recovery following surgery. Pertinent information included: product name, sling type, device lot number, implant date, surgeon, hospital.